





















LedLine BRAND Highest quality & powered by Philips LED lamps collection



No.	Picture	Order Code	LED (pcs)	Size (mm) ø x H	Voltage	Watt	Color (k)	Beam angle	Lumen (lm)	Base	LED Brand	Corrispondenza
1	LAMPADE DA INCASSO PER INTERNI BY PHILIPS CERTIFICATI EN62471 certificazione fotobiologica											
2	 <p style="color: red; font-size: small;">certificazione fotobiologica</p>	PH001	1		220-240V AC	14W	2700/4000/5000K	40/60°	800lm	Cavo	Fortimo Philips	
3	 <p style="color: red; font-size: small;">certificazione fotobiologica</p>	PH002	1		220-240V AC	20W	2700/4000/5000K	40°	1100lm	Cavo	Fortimo Philips	2x24W CFL
4	 <p style="color: red; font-size: small;">certificazione fotobiologica</p>	PH003	1		220-240V AC	31W	2700/4000K	40°	2000lm	Cavo	Fortimo Philips	
5	 <p style="color: red; font-size: small;">certificazione fotobiologica</p>	PH004	1		220-240V AC	20W	2700/3000/4000K	40/60/ 90°	1100lm	Cavo	Fortimo Philips	2x24W CFL
6		PH005	1		220-240V AC	44W	3000/3500/4000K	40/60/ 90°	3000lm	Cavo	Fortimo Philips	

7	 certificazione fotobiologica	PH006	1		220-240V AC	14W	2700/4000/5000K	40/60°	800lm	Cavo	Fortimo Philips	
8	 certificazione fotobiologica	PH007	1		220-240V AC	20W	2700/3000/4000K	40°	1100lm	Cavo	Fortimo Philips	2x24W CFL
9	FARETTI A LED DA INCASSO ALTA POTENZA PER INTERNI LED MODULARE											
10		F01620	1	184Φ/200 Φ*83mm	85-265V AC	20W	Warm white 2870k- 3220k /White 3710k-4260k/Cool White 5310k-6020k	60°	1270+/- 100lm	cavo	Epistar	110W incandesc enza
11		F01630	1	218Φ/225 Φ*85mm	85-265V AC	30W	Warm white 2870k- 3220k /White 3710k-4260k/Cool White 5310k-6020k	100°	1905 +/- 100lm	cavo	Epistar	2x24W CFL/ 140W incandesc enza
12	LedLine ATTICA Design Illuminazione interni Indice di resa cromatica 80											
13	 NLBAG0620		92	614x160x5 3mm	100-240V AC	20W	3000K/4500K/6000 K	120°	1600lm	Cavo	Lumenm ax3022 CRI:80 per WW	2x18Wneo n

14	 NLBAG0930	144	894x160x53mm	100-240V AC	30W	3000K/4500K/6000K	120°	2400lm	Cavo	Lumenm ax3022 CRI:80 per WW	2x24W neon
15	 NLBAG1240	192	1170x160x53mm	100-240V AC	40W	3000K/4500K/6000K	120°	3200lm	Cavo	Lumenm ax3022 CRI:80 per WW	2x36W neon
16	 NLBAG1550	240	1446x160x53mm	100-240V AC	50W	3000K/4500K/6000K	120°	4000lm	Cavo	Lumenm ax3022 CRI:80 per WW	2x58W neon
17	structural parts for suspending mounting (parti per fissaggio sospeso)										
18	structural parts for ceiling mounting (parti per fissaggio a soffitto)										
19	long power cable for suspending mounting (cavo lungo alimentazione per fissaggio a soffitto)										
20	short power cable for ceiling mounting (cavo corto alimentazione per fissaggio a soffitto)										
21	connection cable for linkable function of LedLine Attica (cavo per connessione di più LedLine Attica insieme)										
22	structural parts for linkable function of LedLine Attica (parti strutturali per connessione di più LedLine Attica insieme)										

23	ILLUMINAZIONE INDUSTRIALE LED BRIDGELUX e alimentatore MEANWELL											
24		I00160	1	420Φ*581 mm	85- 265VAC	50W	White 5500- 6000k / Warm White 3000-3500K	100- 120°	4500- 5000lm	Cavo	Bridgelu x	250W I.M. 6m h
25		I00180	1	420Φ*581 mm	85- 265VAC	80W	White/Warm White	100- 120°	6800- 7656lm	Cavo	Bridgelu x	400W I.M. 6m h
26	Riflettore 515	I001100	1	420Φ*581 mm	85- 265VAC	100W	White/Warm White	100- 120°	9000- 1156lm	Cavo	Bridgelu x	400W I.M. 6m h
27		I001120	1	420Φ*581 mm	85- 265VAC	120W	White/Warm White	100- 120°	10205- 11226lm	Cavo	Bridgelu x	400W I.M. 8m h
28		I001130	1	420Φ*581 mm	85- 265VAC	130W	White/Warm White	100- 120°	12700- 13000Lm	Cavo	Bridgelu x	400W I.M. 8m h
29		I001140	1	420Φ*581 mm	85- 265VAC	140W	White/Warm White	100- 120°	13600- 14000Lm	Cavo	Bridgelu x	400W I.M. 10m h
30	Riflettore 415	I001150	1	420Φ*581 mm	85- 265VAC	150W	White/Warm White	100- 120°	13500- 15000Lm	Cavo	Bridgelu x	400W I.M. 10m h
31		I001200	1	420Φ*581 mm	85- 265VAC	200W	White/Warm White	100- 120°	18000- 20000Lm	Cavo	Bridgelu x	400W I.M. 10m h
32	FARI PER ILLUMINAZIONE DI ESTERNI IP65											
33	 certificazione fotobiologica	PH010	1	179x133x5 7mm	85- 265VAC	10W	White 6000K Warm white 3000K	120°	800lm	cavo	Epistar	100W incandescenza

34	 <p>certificazione fotobiologica</p>	PH011	1	201x166x7 7mm	85- 265VAC	20W	White 6000K Warm white 3000K	120°	1600lm	cavo	Epistar	200W incandescenza
35	 <p>certificazione fotobiologica</p>	PH012	1	215x178x8 1mm	85- 265VAC	30W	White 6000K Warm white 3000K	120°	2400lm	cavo	Epistar	250W incandescenza
36	 <p>certificazione fotobiologica</p>	PH013	1	253x194x9 5mm	85- 265VAC	50W	White 6000K Warm white 3000K	120°	4000lm	cavo	Epistar	300W alogeno
37	 <p>certificazione fotobiologica</p>	PH014	1	291x250x1 22mm	85- 265VAC	70W	White 6000K Warm white 3000K	120°	5600lm	cavo	Epistar	350W alogeno

38	FARI PER ILLUMINAZIONE DI ESTERNI IP65 BY PHILIPS CERTIFICATI EN62471 certificazione fotobiologica											
39	 <p>certificazione fotobiologica</p>	PH008	40	235x265x1 16,5mm	120-277V AC	69/59/ 52W	4000/4100/5700K	60°	6000lm	cavo IP65	Fortimo Philips	75/150W HID
40	 <p>certificazione fotobiologica</p>	PH009	80	330x340x1 56mm	120-277V AC	144/12 6/112 W	4000/4100/5700K	60°	12000lm	cavo IP65	Fortimo Philips	250/400W HID